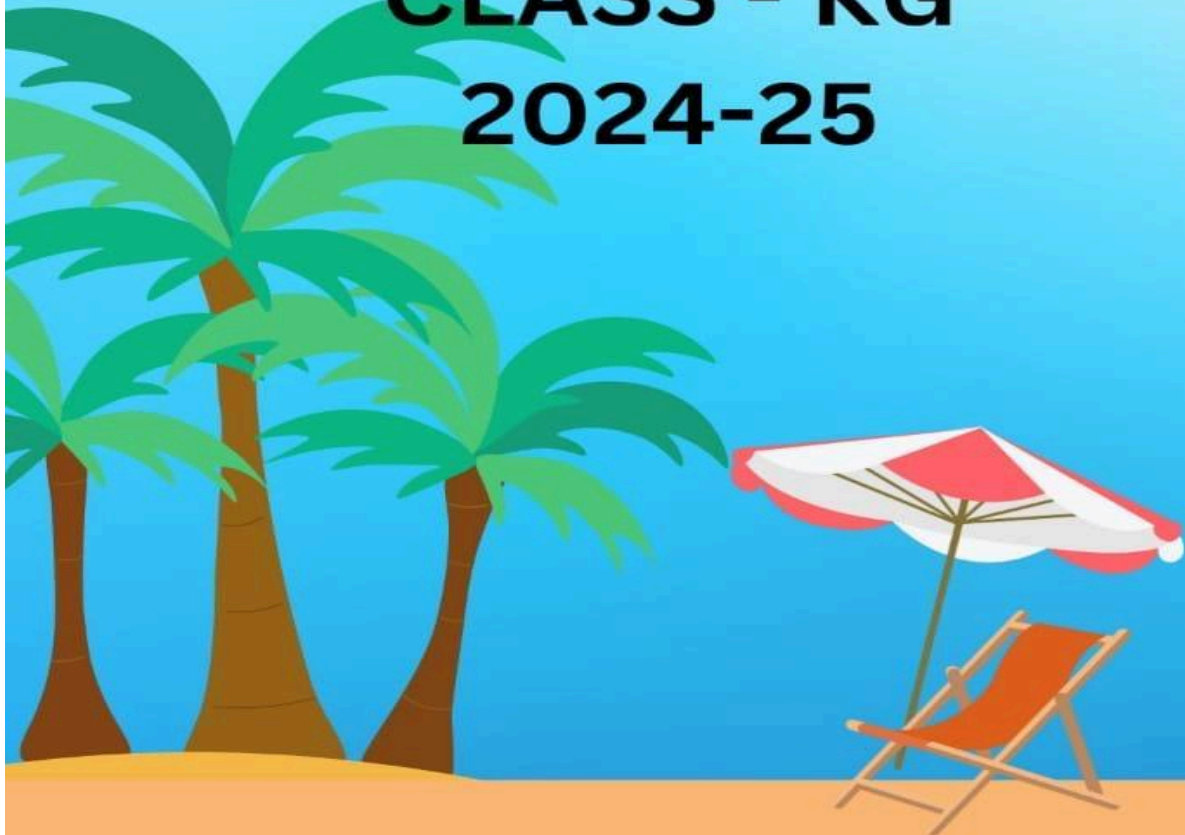




DELHI INTERNATIONAL SCHOOL EDGE

SUMMER HOLIDAYS HOMEWORK

**CLASS - KG
2024-25**



HAPPY SUMMERS



Dear students,

Holidays are the time to explore your creativity and imagination. It's a great opportunity to relax as well as fruitfully occupy yourself in meaningful activities and keep your energies well directed with your parents and loved ones. It's time to catch up with grandma 's stories and to play wonderful games with grandpa .

HERE ARE SOME ENGAGEMENT ACTIVITIES FOR YOU.....





MY ENVIRONMENT

Love the nature it will love you save the nature, it will save you back, Encourage the children to take care of nature.....save Earth, save Environment

- ☀ plant a sapling and water it everyday
- ☀ Keep a bowl of water on the roof for birds
- ☀ keep a bowl of grains also for birds
- ☀ Don't leave the lights on when you are not in the room - save electricity
- ☀ Turn off the tap while brushing your teeth- save water
- ☀ Don't leave the refrigerator door open as it Releases very harmful chloro fluoro carbon gases -Save environment

Activity - click the picture while watering plants sapling and feeding birds






Here are some Engagement Activities.....

20 MAY	21 MAY	22 MAY	23 MAY	24 MAY
Wish your grandparents good morning and take their blessings everyday.	Practice tying your shoelaces to make yourself independent.	Visit any worship places with your parents.	Revise the phonics sounds https://youtu.be/zhbC-3Fu77E?feature=shared	Help your parents to do gardening in the morning and plant new seedlings.
27 MAY	28 MAY	29 MAY	30 MAY	31 MAY
Help your mom cook and serve food to family.	Read any bed time story with your mom .	Learn buttoning and unbuttoning of clothes.	Make vegetables sandwich with your parents.	Be an artist- Let your creativity take the shape with your imagination.Design a bookmark for your favourite book.
3 JUNE	4 JUNE	5 JUNE	6 JUNE	7 JUNE
Recite Tommy thumb is up with actions.	Go for morning walk with your parents.	Teach kids the five easy steps for Handwashing-wet, lather,scrub,rinse and dry-and the key time to wash their hands.	Make macroni necklace for your mother	Toy cleaning day Clean and sanitise all your toys, make them sun dry too
10 JUNE	11 JUNE	12 JUNE	13 JUNE	14 JUNE
What is your favourite place ? draw a picture of that place.	Make your child learn Self-Introduction to enhance oratory skill.	Pebble Painting - Collect White pebble from garden or nursery and draw your favourite Emoji.	Beat the heat with lemonade, make lemonade for your family	Make a card for your father and celebrate fathers day.
17 JUNE	18 JUNE	19 JUNE	20 JUNE	21 JUNE
Arrange your toys in shelves or in boxes.	Make sandwiches for family.	Shapes are everywhere, spend the whole day searching and telling different shapes around you	Help your parents in arranging fruits and vegetables basket.	Click pictures of all activities and make a collage.

GENERAL AWARENESS

Label the given body parts next to the correct part of the body.




Look at the picture and count the number of body parts

I have _____



(eyes)

I have _____



(nose)

I have _____



(ears)

I have _____



(hands)

I have _____



(legs)

I have _____



(fingers)

I have _____



(mouth)



Activity- save animals

With kids hand prints create any four different animals/birds using ivory /A4 size sheet as the base paperlm







Literacy

English

- *Practice singing Phonic everyday**
- *Practice writing Uppercase and lowercase letters in right formation and beautiful handwriting.**


















- *Do all the given worksheet it will help you enhancing your literacy skills**





Uppercase Alphabetical Order

				
<input type="text"/>	<input type="text"/>	<input type="text"/>	<input type="text"/>	<input type="text"/>
				
<input type="text"/>	<input type="text"/>	<input type="text"/>	<input type="text"/>	<input type="text"/>
				
<input type="text"/>	<input type="text"/>	<input type="text"/>	<input type="text"/>	<input type="text"/>
				
<input type="text"/>	<input type="text"/>	<input type="text"/>	<input type="text"/>	<input type="text"/>
				
<input type="text"/>	<input type="text"/>			












Write the lowercase alphabet

a		c		e
f			i	
k	l			o
		r	s	
u		w		
		z		

A decorative tree with a brown trunk and branches, adorned with colorful flowers in shades of yellow, orange, pink, and blue. The tree is positioned in the bottom right corner of the worksheet area.



Write the beginning sound of the letter

		
a t	e n	o g
		
i p	o t	a t
		
e n	a t	u g



Write the last letter of the word



d	o	
---	---	--



g	e	
---	---	--




c	a	
---	---	--



b	e	
---	---	--



m	a	
---	---	--



b	o	
---	---	--



b	u	
---	---	--



m	i	
---	---	--



p	i	
---	---	--



b	o	
---	---	--



c	a	
---	---	--



i		
---	--	--



Reading Practice

Sight Words

come

down

find

for

here

jump

make

said

take

see



Vowel Caterpillar Activity


Resources

Circle shape cut- outs

Green and yellow black chart paper

Fevicol

Make your ward help to cut the circle shapes.
They will write alphabets on it and paste the
circle in alphabetical order




Numeracy



Write the missing numbers:-

1		11				31		
				22				
		13				33		
4								44
				25				
		16						
						37		
8				28				48
		19						



What comes before, between and after

After			Between			Before	
9	10	28	30	8
33	34	41	43	49
40	41	37	39	31

After			Between			Before	
12	13	36	38	17
28	29	44	46	26
46	47	17	19	30

After			Between			Before	
34	35	48	50	11
18	19	7	9	42
21	22	25	27	38



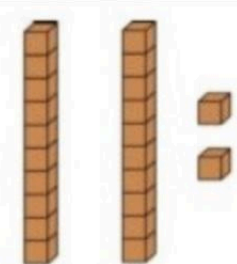
Write in sequence 51 to 60

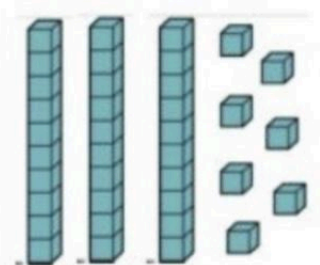
A large, light blue pond with a scalloped edge. In the center, a green frog with large eyes sits on a lily pad. At the bottom center, another green frog sits on a lily pad. The pond is decorated with several lily pads and reeds with red buds. On the left and right sides, there are two columns of five white, rounded rectangular boxes for writing numbers. The top-left box contains the number '51' and the top-right box contains the number '56'. The boxes are arranged in a sequence from top to bottom, left to right, starting with 51 and ending with 60.

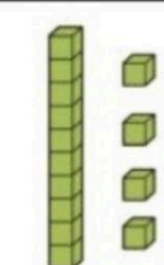


How many tens and ones:-

	tens	ones	number

	tens	ones	number

	tens	ones	number

	tens	ones	number

	tens	ones	number



Pentagon shape(Bird House Craft)

Resources

Pentagon shape Cut outs

Black chart paper circle cut outs

3 popsicle stick



Glue stick

Colourful feathers

Bird cut outs

Instructions

Make your child draw 2 bird on A4 size sheet and gave the kids to colour. Help your child to stuck the popsicle , black circle and bird. After that help them to stuck the nameplate of the bird house.. Last stuck 3-4 flowers at the tail of bird and draw few flower at the corner



हिंदी

चित्र पहचाने और सही स्वर लिखे।























चित्र का सही वर्ण को ढूँढ कर गोला बनाओ



आ अ ऊ इ



इ ई ऊ ई



उ ऊ ई ई



आ उ इ उ



ऊ अ ऊ ई



ऊ अ आ अ

हिन्दी गतिविधि

सभी स्वरों को एक कागज़ पर लिख कर
एक सुंदर स्वर माला का निर्माण करें।





क और ख का अभियास करे:-

क



कबूतर



कमल

क क क क क क क

क क क क क क क

क क क क क क क





ख



खरगोश





- ☀️ **Holiday homework submission date will be June 27th 24.**
- ☀️ **Holiday homework exhibition date will be July 13th 24.**

